



GWALIOR GLORY SCHOOL

SUMMER VACATION CIRCULAR 2026

CLASS-III



“Happy Journey”

“May you all have a wonderful time and come back with a lot of amazing memories”



Summer Vacation: 1st May to 1st July 2026
School will re-open on 2nd July 2026 [Thursday]
Timings: 8:00 am to 1:15pm

Dear All,

Tourism is more than just travelling from one place to another- rather it is an experience that connects people, culture, history and nature. India is one of the most diverse travel destination. From mountains to deserts, from beaches to island, from forests to heritage site, India has it all. Lets explore some amazing holiday destinations.

- **A floating national park**– Keibul Lamjao National Park at Loktak Lake (Manipur) famous for endangered deer (**Sangai**).
- **A desert with a cold twist**– Ladakh is a cold desert with freezing winters, glaciers and high altitude lakes like Pangong.
- **One of the highest railways on Earth** – Darjeeling Himalayan Railways with “Toy Trains” that climbs step zigzag hilly tracks. Also famous for tea gardens.
- **Living root bridges** – In Meghalaya, locals grow bridges from roots of the tree over decades. Some are over 100 years old.
- A temple where rats are worshipped. **Karni Mata Temple at Rajasthan (Bikaner)** Thousands of rats roam freely.
- **Bioluminescent beaches (Lakshadweep)** – Bangaram Island where at night the entire shoreline glows like a magical neon-blue line due to plankton (**Micro Organism**).
- **Mattur (Karnataka)**– A village where everyone speaks Sanskrit in their daily conversation – something extremely rare in modern India.
- **A City older than many civilizations** – Varanasi (Uttar Pradesh) has a history beyond Thousand of years. Popularly known as **City of Ghats**.

Important Days of The Month of May & June

- 01st May** – **Labour Day & Buddha Purnima** (Birth Anniversary of Gautam Buddha – The founder of Buddhism.)
- 09th May** – **Birth Anniversary of Gurudev Rabindranath Tagore**
- 10th May** – **Mother’s Day**
- 15th May** – **Happy Family Day**
- 27th May** – **Eid-ul-Adha**
- 05th June** – **World Environment Day**
- 08th June** – **World Ocean Day**
- 21st June** – **International Yoga Day & Father’s Day**

Competition for The Month of July: "Ad-Mad Show"

- Children have to create an advertisement for an imaginary / existing product.
- Need to use props/ Jingles and act to present the advertisement.
(The jingle can be in English or Hindi)
- Topics can be of any product or social awareness.
- The content has to be of 6/8 lines.
- Submit the content of the competition by **18th July'26** to the Class Teacher.

OLYMPIADS 2026-27

22nd Sep.'26 – International General Knowledge Olympiad (I.G.K.O.)

27th Oct.'26 – International English Olympiad (I.E.O.)

19th Nov.'26 – International Science Olympiad (I.S.O.)

26th Nov.'26 – International Mathematics Olympiad (I.M.O.)

17th Dec.'26 – International Computer Science Olympiad (I.C.S.O.)

NOTE: Fees for the above Olympiads is Rs. 200/- each, which has to be deposited with the Class Teacher when the school reopens.

<u>BOOKS FOR OLYMPIAD</u>	<u>COST</u>	<u>BOOKS FOR OLYMPIAD</u>	<u>COST</u>
◎ International Mathematics Olympiad	Rs. 100/-	◎ International Science Olympiad	Rs. 100/-
◎ International General Knowledge Olympiad	Rs. 100/-	◎ International English Olympiad	Rs. 100/-
◎ International Computer Science Olympiad	Rs. 100/-		

For any queries regarding olympiads, please call - 9301100492 (Ms. Janhavi Daultani),
0751-2634101 (School Reception)

Registration process will begin for all the olympiads in the month of July'26.

For queries related to the following, Parents can Call on given numbers:-

Regarding Academics :-

Academic Co-ordinator - Mrs. Kirti Phalke

(During School Hours) - 94251 09366

Regarding Fees :

Mrs. Bhavna Pamnani - 94251 14004

Regarding Conveyance :

Mr. Abhishek Moghe - 62623 02700

Gwalior Glory School Reception :

0751 - 2634101 , 6262001522

Parents are requested to follow the **facebook page of School** by the name of **Gwalior Glory School** and click on likes for the post and also post your reviews about the School.



Visit to our school Facebook Page:

www.facebook.com/www.gwaliorgloryschool.org/



Visit to our school Instagram Page:

www.instagram.com/ggs.1991



Visit to our school website:

www.gwaliorgloryschool.org



Log on **MCB Portal** for **everyday updates.**



GWALIOR GLORY SCHOOL

Class : III

SUMMER HOLIDAY HOMEWORK ENGLISH (2026-27)

Name : _____ Sec. : _____ Roll No. : _____ Date : _____

Q1. Be creative!!

Draw the pictures as instructed and write the answer.

1) female gender of a king

2) male gender of grandmother

3) plural of leaf

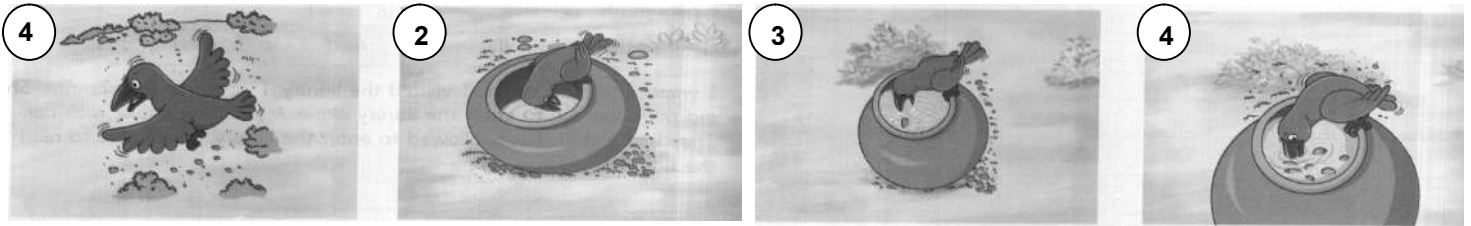
4) plural of glass.

5) an emoji showing synonym of sad

6) antonym of cold

Q2. Look at the pictures and complete the story with the help of the clues given:

stones, thirsty, water, flying, little, pot, drank, happily, idea



One hot afternoon, a _____ crow was _____ in the sky. He was very _____ and flew here and there in search of _____. He saw a _____ in the garden. There was _____ water in it. So, he had an _____. He picked up some _____ and put them _____ in the pot. The water rose up. He _____ water and flew away _____.

Q3. Formation of Words:-

Using the letters of the given words, form as many words of two or more letters as you can:

- 1) bread read, bead, red, bed, bad, ear, dear,
bear, dare, bare, are
- 2) heart _____

- 3) weather _____

- 4) computer _____

- 5) stream _____

- 6) teacher _____

Q4. Synonyms:- similar meaning words.

Sixteen words are given below. Make eight pairs of words with similar meanings and write them in the boxes:-

Big start begin stupid glad clean large foolish
tidy right happy correct tiny small finish complete

1. <u>big</u> <u>larg</u>	2. _____ _____	3. _____ _____	4. _____ _____
5. _____ _____	6. _____ _____	7. _____ _____	8. _____ _____

Q5. Let us learn some sound words.




pitter-patter



boom



rustle



hiss



tick-tock



vroom



whirr



clink

Now, read the story and circle the sound words you have learnt.

The thunder went boom and the windows shook.

Riya pulled her blanket tighter as the rain went pitter-patter on the roof.

The wind whooshed outside and made the leaves rustle.

Suddenly, a loud crash echoed through the sky-it was lightning!

Riya's bedside clock went tick-tock, and she could not sleep.

Her cat, Toto, was hiding under the bed, letting out a soft purr.

She reached for her torch-click-and tiptoed to the window.

A branch had fallen with a loud thud, and water was dripping from the leaves.

Just then, her father opened the door with a gentle creak and smiled, 'it's just a storm.'

Riya smiled back and said, 'I know... it just sounds like the sky is telling a story.'



Q6. Tongue – Twisters

Have fun reading the following sentences.

- 1) Sheena sells shiny shells at the seashore.
- 2) The king likes to sing in the spring and wear many rings.
- 3) When we saw the whale, we blew the whistle, and turned the wheel of the boat.
- 4) The black ducks are quick, and they quack loudly.
- 5) The chubby child chopped the cherries.

A. Answer the following questions.

- 1) Which words in sentence 1 have the 'sh' sound?

_____ , _____ , _____ , _____

- 2) Which words in sentence 2 have the 'ng' sound?

_____ , _____ , _____ , _____

- 3) Which words in sentence 3 have the 'wh' sound?

_____ , _____ , _____ , _____

- 4) Which words in sentence 4 have the 'ck' sound?

_____ , _____ , _____ , _____

- 5) Which words in sentence 5 have the 'ch' sound?

_____ , _____ , _____ , _____

Q7. We may feel different every day. Sometimes we may feel happy, and sometimes sad.

Let us learn some words that describe feelings and emotions in the give picture.



Fill in the blanks with the correct emotion word.

- 1) Meera saw that her bedroom window was broken. She looked _____ [shocked / tired].
- 2) After a long day at school, Arjun looked _____ [happy/ tired].
- 3) The baby was _____ [sleepy/ worried] after drinking warm milk.
- 4) When I saw a lizard in the room, I felt _____ [afraid/ calm].
- 5) Misha was _____ [sad/ proud] when her ice cream fell on the floor.
- 6) Grandma was smiling gently. She looked _____ [angry/ calm].
- 7) Mother was _____ [angry/ sleepy] when I broke her favourite vase.

Class : III



GWALIOR GLORY SCHOOL

SUMMER HOLIDAY HOMEWORK

HINDI (2026-27)

Name : _____ Sec. : _____ Roll No. : _____ Date : _____

NOTE: (1) सभी प्रश्नों के उत्तर देना अनिवार्य है।

(2) प्रतिदिन एक पेज सुलेख का अभ्यास करिए।

हमारा प्यारा प्रदेश – मध्यप्रदेश

(1) एक शब्द में उत्तर लिखिए—

शहर का नाम

क) मध्यप्रदेश में झीलों की नगरी – _____

ख) प्रसिद्ध हिल स्टेशन – _____

ग) टाइगर स्टेट – _____

घ) भीम बेटका की गुफाएँ – _____

(2) मध्यप्रदेश के दो राष्ट्रीय उद्यानों के नाम लिखिए—

क) _____

ख) _____

(3) पहेली बताओ—

क) मैं पहाड़ों की रानी हूँ, म.प्र. का एकमात्र हिल स्टेशन – _____

ख) मैं संगमरमर की चट्टानों के बीच नदी के पास हूँ – _____

ग) मैं एक ऐतिहासिक जगह हूँ, जहाँ बौद्ध स्तूप है – _____

(4) दिए गए शब्दों की सहायता से पेड़-पौधों से मिलने वाले लाभ के विषय में तीन लाइन लिखो—

संकेत— हरा-भरा, वातावरण, शुद्ध, फल-फूल, कागज, लकड़ी, बारिश, प्रकृति, वृक्षारोपण

क) _____

ख) _____

ग) _____

(5) दिए गए प्रश्नों के उत्तर वर्ग पहली से ढूँढ़कर लिखो और सही उत्तर पर गोला बनाओ—

दे	दी	व्या	क	र	ण	ता	मौ
व	हिं	दी	क	बँ	मा	स	खि
ना	दा	ख	खी	न	ग्ला	भा	क
ग	ज़	मु	न	का	पा	ली	भा
री	रु	म	लि	खि	त	भा	षा
गु	रो	भा	पि	षा	अं	ग्रे	जी

- 1) भाषा के कितने रूप हैं? — _____
- 2) भारत की राष्ट्रीय भाषा कौन—सी है? — _____
- 3) भाषा के शुद्ध रूप का ज्ञान कौन कराता है? — _____
- 4) अपने विचारों और भावों को प्रकट करने का साधन क्या है?— _____
- 5) पंजाबी भाषा की लिपि कौन—सी है? — _____
- 6) लिखने के ढंग को क्या कहते हैं? — _____
- 7) अंग्रेजी भाषा की लिपि क्या है? — _____
- 8) अंतर्राष्ट्रीय भाषा कौन—सी है? — _____
- 9) लिखना और पढ़ना भाषा के कौन—से रूप हैं? — _____
- 10) संस्कृत भाषा की लिपि क्या है? — _____

(6) दिए गए संकेतों के आधार पर पक्षी के चित्र चिपकाओ—


क) रंग है मेरा हरा, सबकी बातें दोहराता।

चोंच है मेरी लाल बताओ कौन कहलाता?



ख) नीले रंग का राजा हूँ, पंखों में इंद्रधनुष सजाता,

बारिश आते नाच दिखाता, बताओ कौन कहलाता?



Class : III



GWALIOR GLORY SCHOOL

SUMMER HOLIDAY HOMEWORK MATHEMATICS (2026-27)

Name : _____ Sec. : _____ Roll No. : _____ Date : _____

- 1) There are four children Aman, Bala, Charu and Dhanvi studying in first, second, third and fourth grade respectively. Each child has a different favourite colour – blue, red, pink or green. Use the clues given below to figure out what grade each child is in and what their favourite colour is

Name	1 st	2 nd	3 rd	4 th	Blue	Red	Pink	Green
Aman	×	○	×	×	×	○	×	×
Bala	×	×	×	○	×	×	×	○
Charu	×	×	○	×	×	×	○	×
Dhanvi	○	×	×	×	○	×	×	×

CLUES

- 1) The 4th grader is a boy who does not like pink.
- 2) Dhanvi is the youngest and likes blue.
- 3) Charu is one grade ahead of Aman.
- 4) The 2nd grader likes red.



Grade -1 _____

Grade -2 _____

Grade -3 _____

Grade -4 _____

2) **SUBTRACTION MAZE:** Solve the problems as you travel through the maze. If your answer is an odd number, you may be going the wrong way!

Start ↙

11 - 3 =

11 - 2 =

14 - 5 =

12 - 4 =

11 - 6 =

15 - 8 =

12 - 5 =

13 - 8 =

12 - 3 =

12 - 7 =

12 - 9 =

15 - 9 =

11 - 8 =

12 - 6 =

15 - 7 =

11 - 7 =

14 - 8 =

16 - 9 =

17 - 8 =

14 - 7 =

13 - 4 =

18 - 9 =

11 - 4 =

13 - 6 =

16 - 8 =

11 - 5 =

Finish

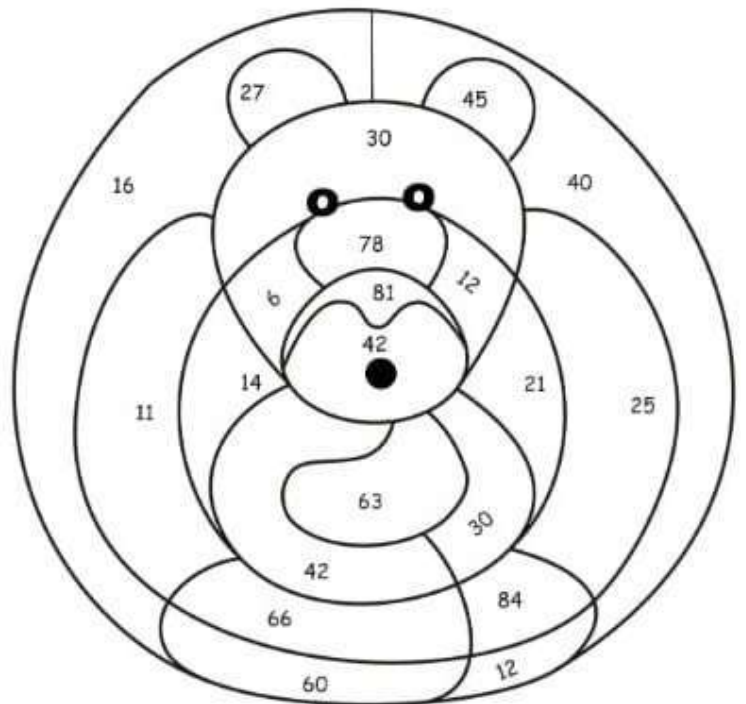
3) **BRAIN GYM:**

- Q) Think of a number _____
Double it _____
Add ten to it _____
Half it _____

Take away the number you started with your answer is 5

Is your answer 5??

- Q) Solve the multiplication facts. Then colour as per the instructions given below. See what is hid



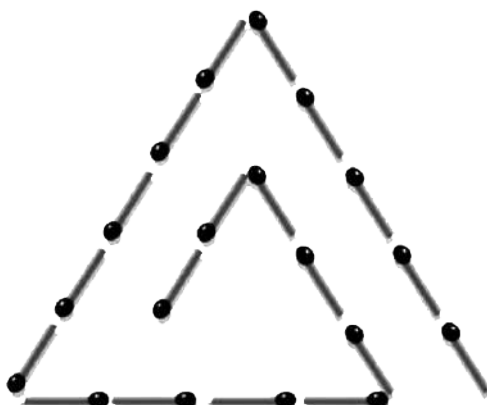
Colour the parts **BROWN** where multiplication fact is with 6.

Colour the parts **YELLOW** where multiplication fact is with 9.


Colour the parts **BROWN** where multiplication fact is with 8.

4) **MATCHSTICK PUZZLE:**

- Q) Can you move 2 matchsticks to make 2 triangles? Draw the correct image in the given space.



Q) Can you join all nine dots with four straight lines, without taking your pencil off the paper? You cannot go over any line thrice.



Q) Solve the given equations and write the answer in the given space. Now cut the pictures given in the squares below and paste them at the proper place according to the answers. When you get the complete picture, write two lines about it.

a) _____

b) _____

$15 - 8 =$	$8 + 10 =$	$16 - 7 =$	$9 + 8 =$
$12 - 12 =$	$14 - 6 =$	$11 + 5 =$	$7 + 6 =$
$12 + 7 =$	$19 + 1 =$	$11 - 5 =$	$19 - 9 =$





Name : _____ Sec. : _____ Roll No. : _____ Date : _____

1) **PROJECT [Art Integrated]**

- ★ Do any one project.
- ★ The project will be marked for Term-1
- ★ Submit it by 15th July'26.
- ★ Reuse old shoe boxes, invitation cards, newspapers etc. to make your project creative.

A) **Protect Our Environment Calendar.**

Make a list of things you can do to help our environment. Create a 14-days calendar on an old sheet of paper. Each day do atleast one thing from your list and record it on the calendar. Decorate your calendar with pictures and drawings and present it beautifully. After 14-days count your good deeds and share it with your friends & family.

MAY 2026		
1 FRI Closed the tap after use!	2 SAT Cycled to nearby shop.	3 SUN Re-used old tin to keep pencils.

OR

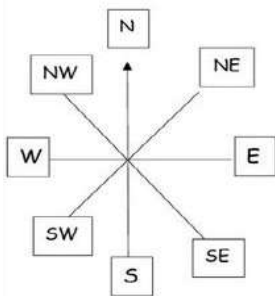
B) **My Favourite Historical Monument.**

Make a colourful model of your favourite historical monument like India Gate, Red Fort, Gateway of India etc. Find out 5 amazing facts about it and write it in your S.St. notebook too.

2) **Mark all the union territories of Indian on the political map of India. Use different colours and write their names too. [Refer to the Atlas]**

Paste the map on an A-4 size sheet and submit.

3) **Use the 8-point compass to tell Sara's direction:**



Sara's Location	Direction
Sara goes to school.	
Sara goes to market.	
Sara goes to library to read books.	
Sara goes to her house.	
Sara goes to see a dam.	
Sara goes to the playground.	
Sara goes to the airport.	
Sara goes to the restaurant.	

4) Space and Space Travel.

Complete the sentences with the given words:-



alien
astronaut
discovered
distance
earth
gravity
mars
rocket
solar
system
telescope


- 1) Animals or plants that might live on other planets are called _____.
- 2) Some people believe that there might be alien life on _____.
- 3) Last year, I got a _____ as a birthday present. Now I look at the stars every night.
- 4) Our _____ has eight planets.
- 5) I don't live on the moon. I live on _____.
- 6) _____ makes things fall down.
- 7) When I was a kid, I wanted to grow up and be an _____ and travel in space.
- 8) The _____ from the Earth to the sun is about 150 kilometers.
- 9) The planet Neptune was _____ in 1846. People didn't know it existed before that time.
- 10) _____s, like the one in the picture at the top of this page, carry astronauts into space.

5) FIND THE TREASURE

A Treasure is hidden on this map **grid**. A grid is a set of lines. Along the margins of this grid are letters and numbers called **coordinates**. These letters and numbers name each square. **(The horse is inside square B4)**

Follow these directions. Draw a line to show your path. Then draw a treasure inside the last square on your path.

- 1) Start at the **X** in A1.
- 2) Go to the haystack in B2.
- 3) Walk around the hay and you will see an old house in A4. Go there.
- 4) Don't go in. Run to the car in E5.
- 5) Whoops! There are no car keys. Cross over the bridge in E4.
- 6) Jump over the pond in D3.
- 7) Go north to C3. Walk over the log between C3 and C2.
- 8) Go to B1. Peek in the barn.
- 9) Now go straight south to the next square.
- 10) You have found the treasure! It is in the _____.



6) **POSITIVE OR NEGATIVE**

Take a half chart paper and divide it into two as shown in the picture.

Now, cut the given picture, colour them and paste them in correct column and present your chart in a beautiful way.

POSITIVE	NEGATIVE
----------	----------

 <p>Recycling paper instead of throwing in the trash</p>	 <p>Riding a bicycle instead of a car</p>	 <p>Clearing the forest to build a new neighborhood</p>	 <p>Donating clothes and toys instead of trashing them</p>
 <p>Using paper towels to dry your hands instead of a cloth</p>	 <p>Sending factory smoke into the air for all to breathe</p>	 <p>Turning water off when not using</p>	 <p>Throwing plastic bottles in the trash</p>
 <p>Driving the car when you could have walked</p>	 <p>Using cloth grocery bags instead of plastic</p>	 <p>Leaving the lights on in the house</p>	 <p>Planting trees</p>
 <p>Drying clothes outside instead of in a dryer</p>	 <p>Dumping chemicals into the water</p>	 <p>Carpooling with a friend to school everyday</p>	 <p>Using chemical sprays and fertilizers in the garden</p>




Name : _____ Sec. : _____ Roll No. : _____ Date : _____

PROJECT

- ★ Project will be marked for Term-1
- ★ Last date to submit the project is 15th July'26.
- ★ Do any one project.

Prepare a chart on any 2 birds from the birds given below showcasing their features like claws, habitat, beak, eating habits etc and present it in a creative and beautiful way. [sparrow peacock, crow, eagle, hen, pigeon]



OR

Re think your drink

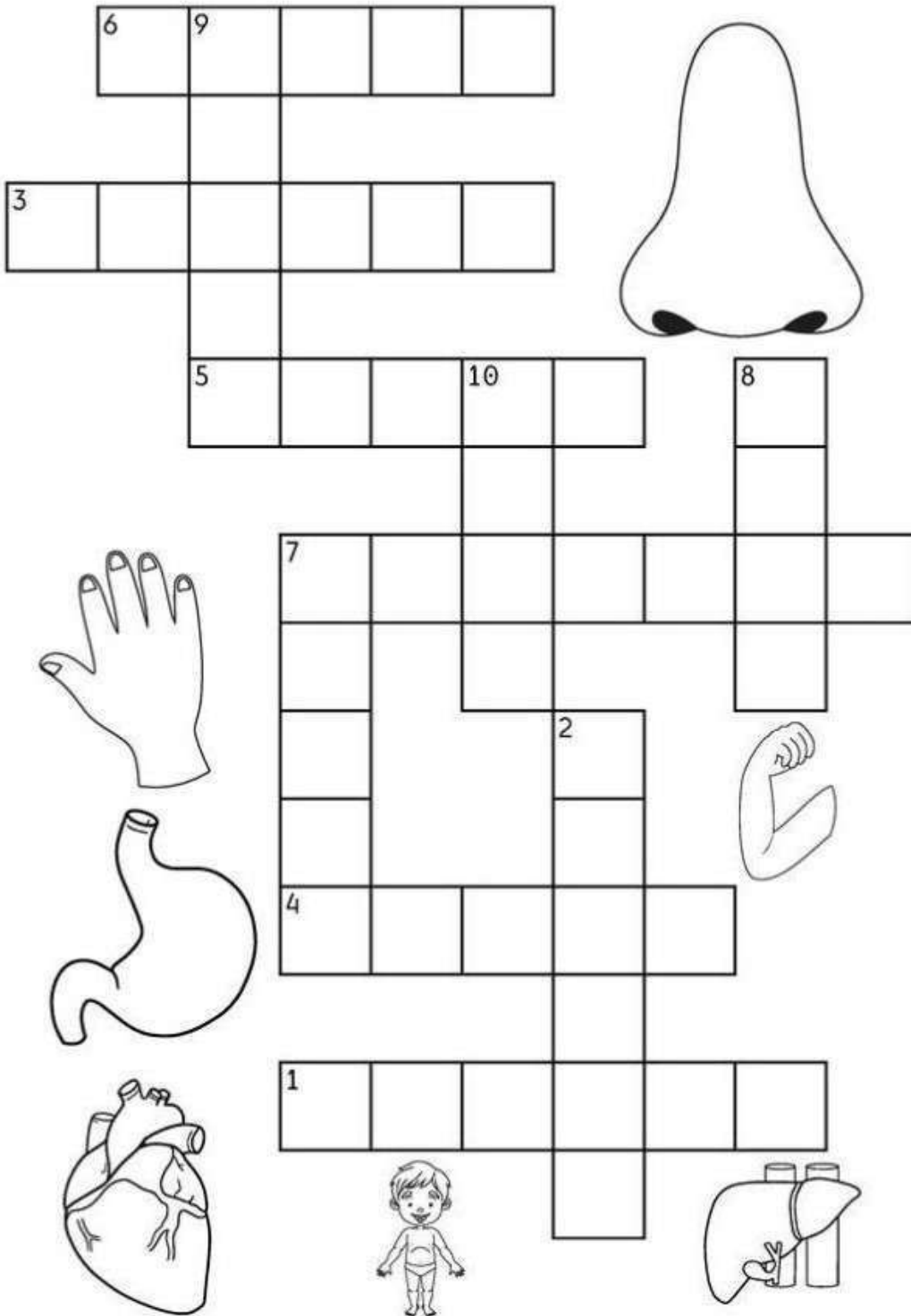
On a chart show the comparison of different healthy and unhealthy drinks in a tabular form given below:-

No.	Name of drink	Thumsup	Coconut Water	Fresh Juice	Lassi	Butter milk
1.	Ingredients					
2.	Colour					
3.	Sugar content					
4.	Calories					
5.	Cost					
6.	Healthy / Unhealthy					

Present your chart in an innovative and creative way.

Refer to the images given.

Q. Crossword Puzzle: 'Know your body'.



DOWN

2. It's where your voice comes from
7. The doorway for food.
8. Body parts that let us see colors
9. Where air goes when you breath in
10. This body part helps your sniff things

ACROSS

1. What your kidneys and liver are
3. These help us know how things feel and taste
4. An organ that keeps time to life's beat
5. A part of your body that helps you stand straight
6. Our body's 'transport system' for oxygen
7. Parts of your body that help you move

Q. Explore the parts of the plant.

Visit a supermarket and observe the things which are made from the plants. On a A-4 size sheet paste the pictures of 10 things made from plants and write the name of the part of the plant used to make it.

Example: Coffee - Seed,
Tea, Leaves

Q. Renewable Resources:

Sunlight, wind and water are replenished naturally. We don't have to worry about running out of these resources, ensuring that in future we have access to energy.

Q. Match the following renewable energy resources to its correct description.

1.



Biomass Fuel

This uses the natural flow of water to turn water turbines to generate electricity.

2.



Hydroelectric power

This uses energy from the sun to heat water directly.

3.



Solar heaters

This fuel is obtained from plants or from animal waste. This includes straw, cow dung, sewage and even rubbish.

4.



Solar Cells

Used to generate electricity from the wind. This wind turns the large blades and the blades turn a generator.

5.



Wind turbines

These cells are used to transfer energy from the sun directly into electricity.

Q. Environment – Waste Segregation.

Waste segregation is the activity and action required to manage waste from inception to disposal. Circle all the words that can go into the garbage. Certain thing can be recycled and should not be put into the garbage.

- | | | | | |
|--------------------|----------------|-----------|---------------|--------------|
| apples | milk carton | wet wipes | bubble wrap | foil wrap |
| used surgical mask | | car tyre | flowers | |
| orange peel | bottles | envelops | candy wrapper | |
| | plastic pen | | straws | cell phones |
| cans | paper bags | | elephant | |
| | spaghetti | | bike | egg shells |
| cups | toilet paper | | broken mug | |
| | magazines | | batteries | plastic bags |
| leaves | money | | bulbs | |
| ring | plastic gloves | box | lemonade | food |
| used tea bags | banana peel | sand | newspaper | |



Q. Do it yourself:

“The Love of Family is Life’s Greatest Blessing”

Family Handprints Activity

- 1. Trace the hand of your family members with pencil on colourful sheets, label it and cut it.**
- 2. Take hand paper cut outs and measure the length of it with measuring scale then note it on the backside of the sheet.**
- 3. Arrange the hand cutouts a in ascending order and paste it accordingly on A-4 size white sheet as shown below.**
- 4. Write a quote and make a beautiful border.**





GWALIOR GLORY SCHOOL

Class : III

SUMMER HOLIDAY HOMEWORK

G.K. (2026-27)

Name : _____ Sec. : _____ Roll No. : _____ Date : _____

- 1) Choose any one product and create an advertisement of your own. Do as instructed:-
 - (1) Give it a name, put a price tag, date of manufacturing and expiry.
 - (2) Design the packaging and create a jingle. (It can be in Hindi also)
 - 2) Collect some Indian Rupees of different denomination (values). Search the following information and write them on an A-4 size paper. Also paste a fake currency Note for reference.
 - (1) Which Bank issues Indian Currency?
 - (2) Who has designed the Indian Rupee (₹) symbol?
 - (3) Find out in how many Indian languages the value of note is written.
 - (4) What is the Indian Currency Note made up of?
 - (5) Which national symbol is there on Indian currency?
-



GWALIOR GLORY SCHOOL

Class : III

SUMMER HOLIDAY HOMEWORK

G.K. (2026-27)

Name : _____ Sec. : _____ Roll No. : _____ Date : _____

- 1) Choose any one product and create an advertisement of your own. Do as instructed:-
 - (1) Give it a name, put a price tag, date of manufacturing and expiry.
 - (2) Design the packaging and create a jingle. (It can be in Hindi also)
- 2) Collect some Indian Rupees of different denomination (values). Search the following information and write them on an A-4 size paper. Also paste a fake currency Note for reference.
 - (1) Which Bank issues Indian Currency?
 - (2) Who has designed the Indian Rupee (₹) symbol?
 - (3) Find out in how many Indian languages the value of note is written.
 - (4) What is the Indian Currency Note made up of?
 - (5) Which national symbol is there on Indian currency?

3) Which part of India has a desert? What is the name of the Indian desert?
Name any 2 cities of that region. Draw or paste few animals and plants found in the desert on an A-4 size sheet.

4) Select any 5 countries around the world and write how they greet or wish in their own language, famous food, landmark and currency of those countries. Write them in a tabular form and draw the country flags too.

Refer to the table given.

	Country	Greetings	Currency	Food	Landmark	Flag
Eg.:	Italy	Ciao	Euro	Pizza	Colosseum	

5) Create a musical stringed instrument at home and play. Video provided.

3) Which part of India has a desert? What is the name of the Indian desert?
Name any 2 cities of that region. Draw or paste few animals and plants found in the desert on an A-4 size sheet.

4) Select any 5 countries around the world and write how they greet or wish in their own language, famous food, landmark and currency of those countries. Write them in a tabular form and draw the country flags too.

Refer to the table given.

	Country	Greetings	Currency	Food	Landmark	Flag
Eg.:	Italy	Ciao	Euro	Pizza	Colosseum	

5) Create a musical stringed instrument at home and play. Video provided.



GWALIOR GLORY SCHOOL

Class : III

SUMMER HOLIDAY HOMEWORK COMPUTER (2026-27)

Name : _____ Sec. : _____ Roll No. : _____ Date : _____

★) Power Point Fun:-

(1) Color & Learn

→ Power point is used to make:-

Drawings Presentations Games

→ Power point is used to:-

Type Letters Take presentations Play

→ A slide is:-

A Book One page of presentation A keyboard

→ IPO stands for:-

Input-Process-Output In-Put-Out Open-Close-Save

→ Which shows the result?

Keyboard Monitor Mouse

★) (2) Circle the odd one out:- (Give Reason Also)

Circle the word that does not belong to the given set of words:-

(1) Slide Text Keyboard Picture

Reason: _____

(2) Design Insert Home Monitor

Reason: _____

(3) CPU Brain Processing Mouse

Reason: _____

(4) Typing Printing Clicking Thinking

Reason: _____

(5) Input Storage Process Output

Reason: _____

★) **Case study:**

Aman clicks pictures, inserts them in power point, adds text, and shows it on screen.

Input devices used : _____

Processing work done: _____

Output shown on: _____

★) **Identify and classify whether each device is input, output or both.**

Also justify your answer in one line.

(1) Keyboard (I / O / both) _____

(2) Monitor (I / O / both) _____

(3) Mouse (I / O / both) _____

(4) Printer (I / O / both) _____

(5) Touch screen (I / O / both) _____

★) **Real life challenge:- Complete the example:-**

Eating food (Apple)

Input = _____

Process = _____

Output = _____

★) **Make a mini PPT (2 slides) showing IPO cycle of any daily activity.**

Eg.: Playing a game, watching T.V.

★) **PRACTICAL**

Create a PPT on 'My Summer Vacation (3-4 slides) include pictures, 3–4 lines per slide, and one slide on what you learned during holidays. (Take printout & submit in the folder)



Name : _____ Sec. : _____ Roll No. : _____ Date : _____

ART


Instruction:

- ★ All Art & Craft work should be done on A4 Size sheets.
- ★ Label the sheets and submit in a beautiful folder.

My First Letter in Art

- 1) Design the first letter of your name using doodle art & colour it.

[Refer to the given examples.]



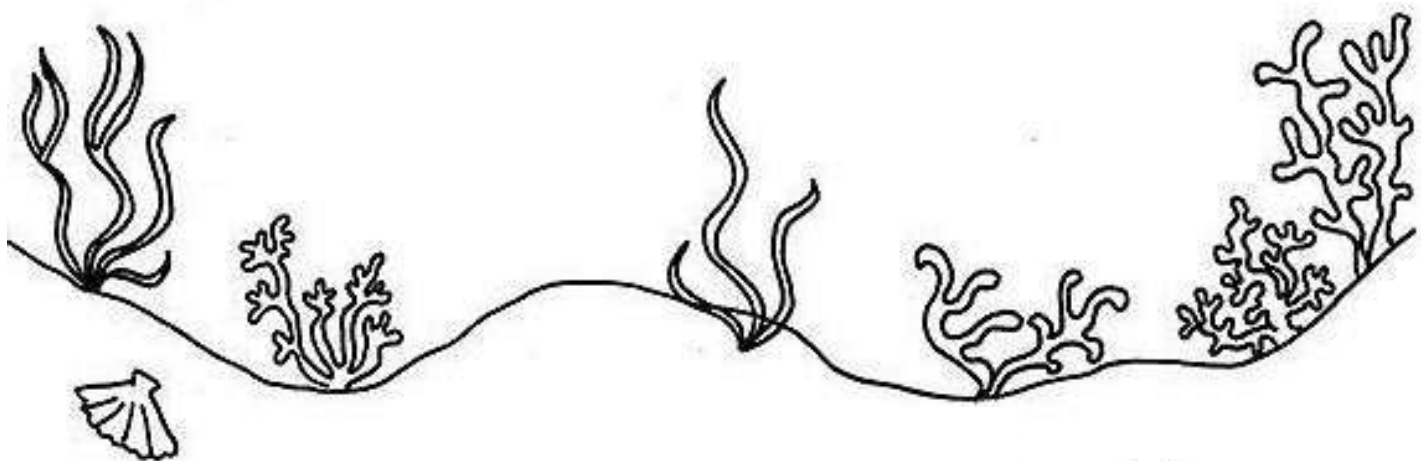
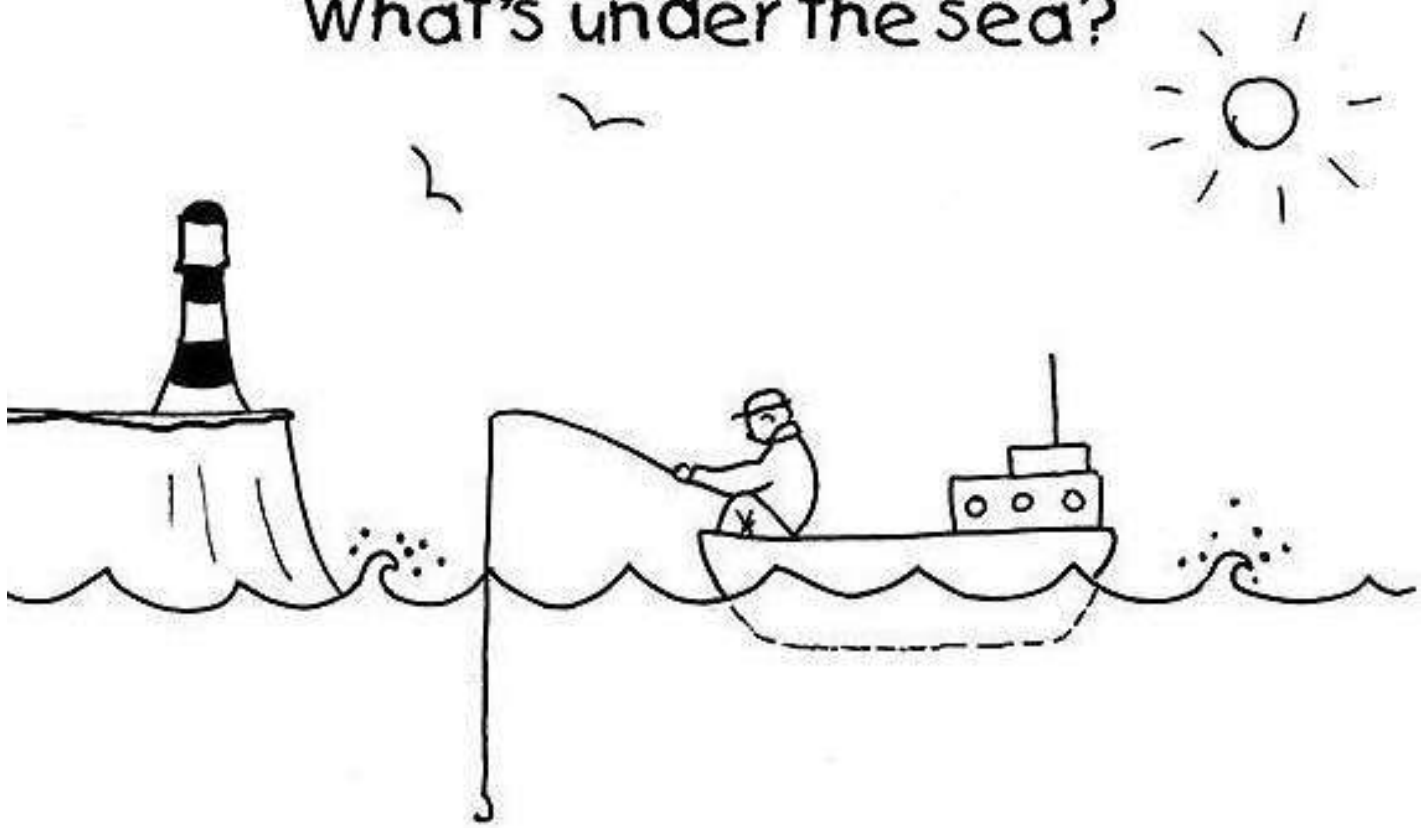
- 2) Draw a Warli Art & colour it.



Explore Sea Life

3) Complete the given picture with your own imagination.

What's under the sea?



CRAFT

Paper Collage Village

- 1) Draw a basic outline of a village scene or any beautiful landscape. Tear coloured paper from magazines or newspapers and paste them to make a beautiful collage.



Nature Bookmark

- 2) Go to a park and collect some leaves and flowers.
 - ★ Place them on a sheet of paper. Gently press them to get their print.
 - ★ Finally, cut it into a shape of your choice and make a bookmark.

CRAFT

Paper Collage Village

- 1) Draw a basic outline of a village scene or any beautiful landscape. Tear coloured paper from magazines or newspapers and paste them to make a beautiful collage.



Nature Bookmark

- 2) Go to a park and collect some leaves and flowers.
 - ★ Place them on a sheet of paper. Gently press them to get their print.
 - ★ Finally, cut it into a shape of your choice and make a bookmark.

